

SMD Inductors(Coils) For Power Line(Wound, Magnetic Shielded)

Conformity to RoHS Directive

GLF Series GLF201208

FEATURES

- It is low profile type.
- It is lead-free compatible.
The product contains no lead whatsoever.
It is able to withstand high temperature reflows (260°C during the peak) used in lead-free soldering.
- It is a product conforming to RoHS directive.
- It's construction supports bulk mounting.

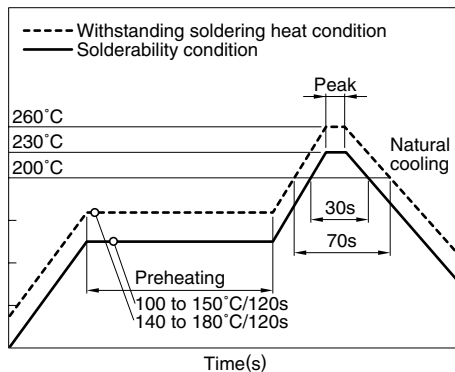
APPLICATIONS

Portable audio visual devices (DSCs, DVCs, etc.)
Mobile communication devices (cellular phones, LCD panels, etc.)

SPECIFICATIONS

Operating temperature range	-40 to +105°C [Including self-temperature rise]
Storage temperature range	-40 to +105°C

RECOMMENDED SOLDERING CONDITIONS REFLOW SOLDERING



PRODUCT IDENTIFICATION

GLF	201208	T	1R0	M
(1)	(2)	(3)	(4)	(5)

(1) Series name

(2) Dimensions

201208	2.0×1.2×0.8mm(L×W×T)
--------	----------------------

(3) Packaging style

T	Taping (reel)
---	---------------

(4) Inductance

1R0	1μH
100	10μH

(5) Inductance tolerance

M	±20%
---	------

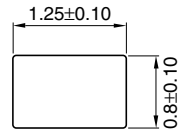
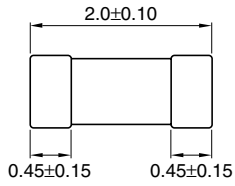
PACKAGING STYLE AND QUANTITIES

Packaging style	Quantity
Taping	4000 pieces/reel

• Conformity to RoHS Directive: This means that, in conformity with EU Directive 2002/95/EC, lead, cadmium, mercury, hexavalent chromium, and specific bromine-based flame retardants, PBB and PBDE, have not been used, except for exempted applications.

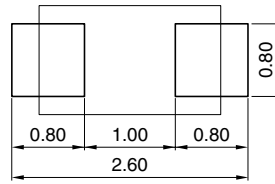
• All specifications are subject to change without notice.

SHAPES AND DIMENSIONS/RECOMMENDED PC BOARD PATTERN




Weight: 10mg

Dimensions in mm



Dimensions in mm



ELECTRICAL CHARACTERISTICS

Inductance (μH)	Inductance tolerance (%)	DC resistance (Ω)±20%	Rated current*1 (mA)max.	Rated current*2 (mA)max.	Rated current*3 (mA)max.	Part No.
1	±20	0.15	340	460	560	GLF201208T1R0M
2.2	±20	0.36	220	300	380	GLF201208T2R2M
4.7	±20	0.66	160	230	300	GLF201208T4R7M
10	±20	1.1	130	170	230	GLF201208T100M
22	±20	2.6	80	110	130	GLF201208T220M
47	±20	5.3	60	80	100	GLF201208T470M

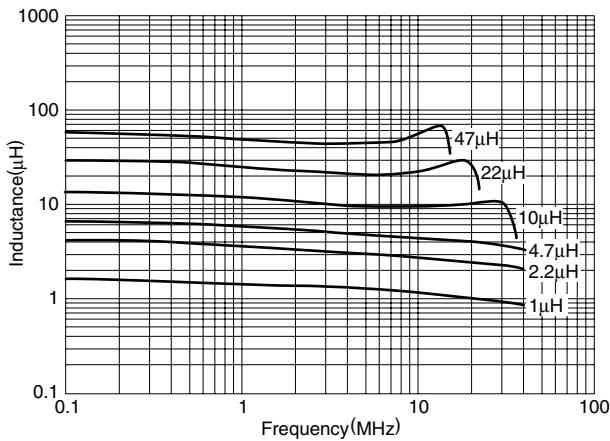
*1 Rated current based on inductance variation: Current when inductance decreases by 10% of the initial value due to direct current superimposed characteristics

*2 Rated current based on inductance variation: Current when inductance decreases by 20% of the initial value due to direct current superimposed characteristics

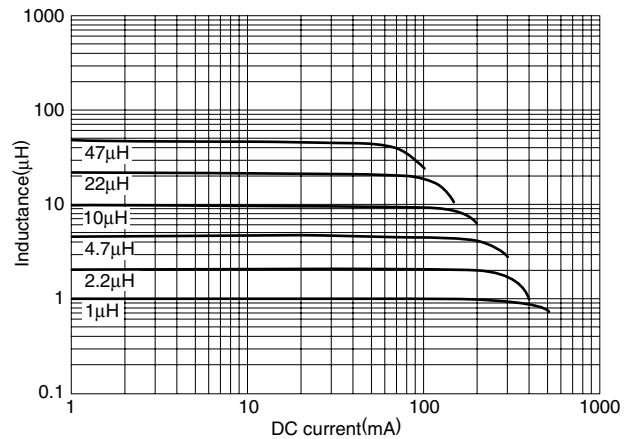
*3 Rated current based on increasing product temperature: Current when temperature of the product reaches +20°C

TYPICAL ELECTRICAL CHARACTERISTICS

INDUCTANCE vs. FREQUENCY CHARACTERISTICS



INDUCTANCE vs. DC SUPERPOSITION CHARACTERISTICS



IMPEDANCE vs. FREQUENCY CHARACTERISTICS

